

# MANISCOPIC

# MRT 1635

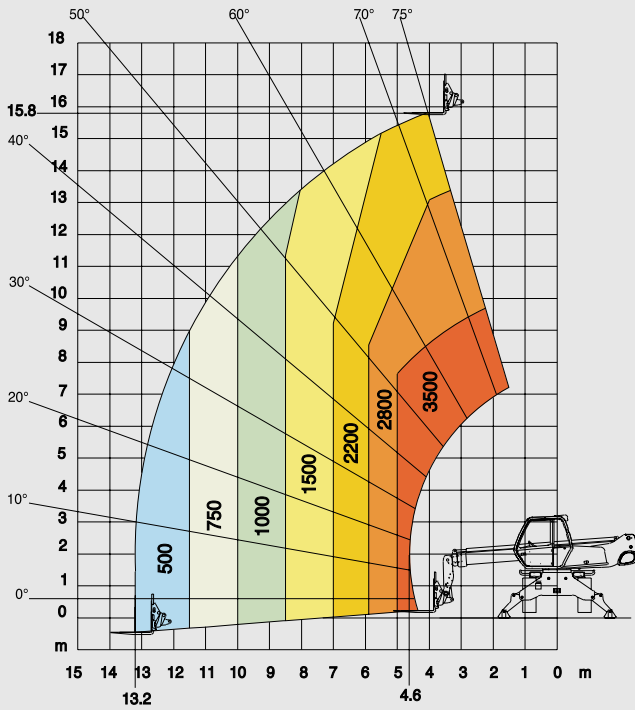
*M Series*



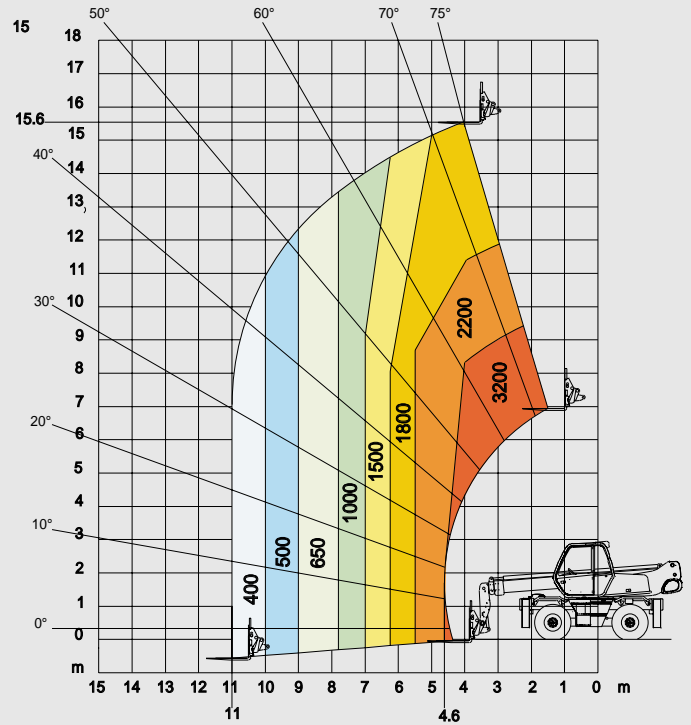
- Lift height : 15.82 m
- Max. reach : 13.20 m
- Engine : 106 HP - 78.5 kw
- 4 wheel drive - 4 wheel steer
- Hydrostatic transmission

# MRT 1635 M Series

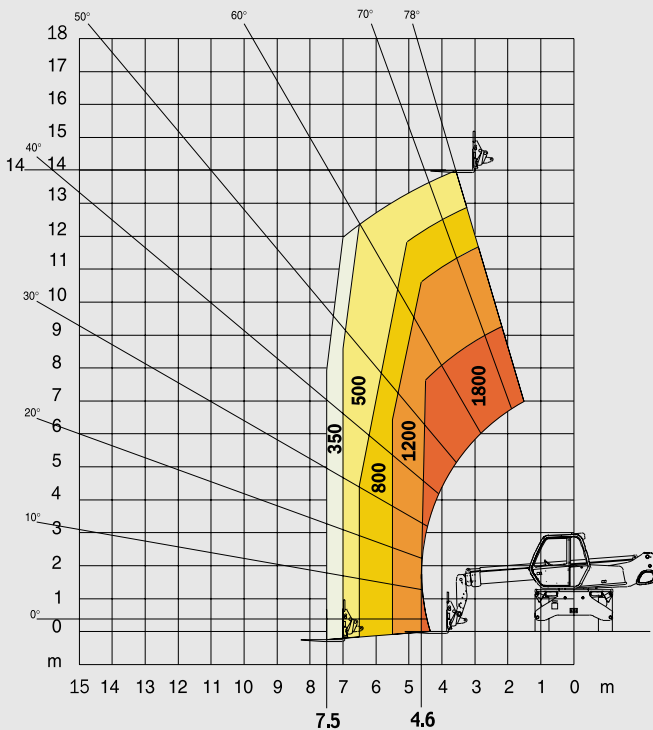
**ROTATION ON STABILISERS  
WITH FORKS**



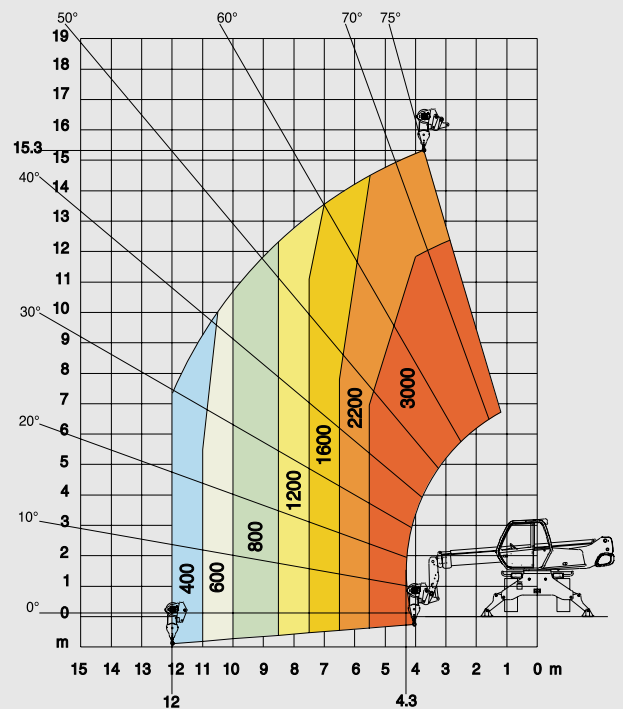
**FRONTAL POSITION ON WHEELS  
WITH FORKS**



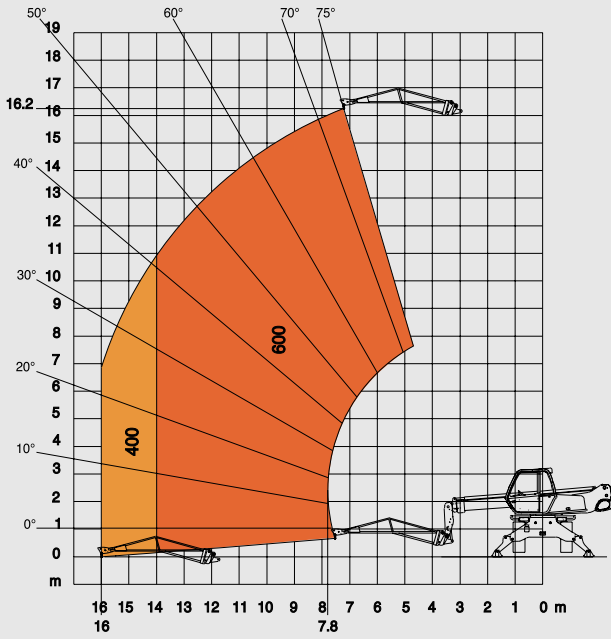
**ROTATION ON WHEELS  
WITH FORKS**



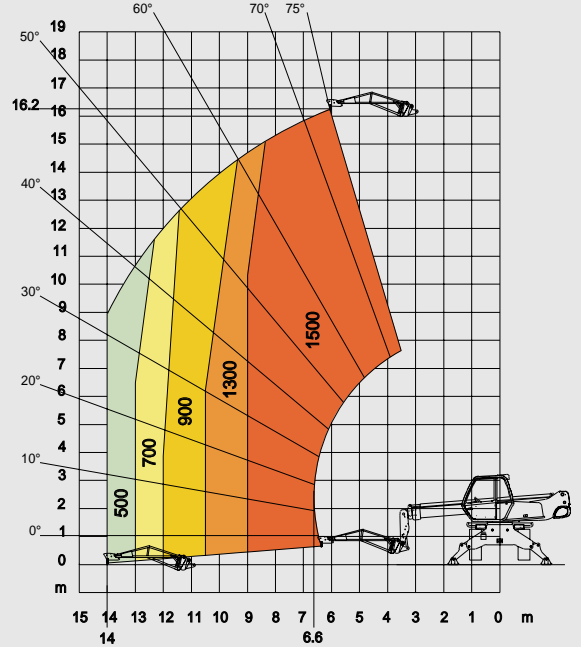
**ROTATION ON STABILISERS  
WITH 3T WINCH**



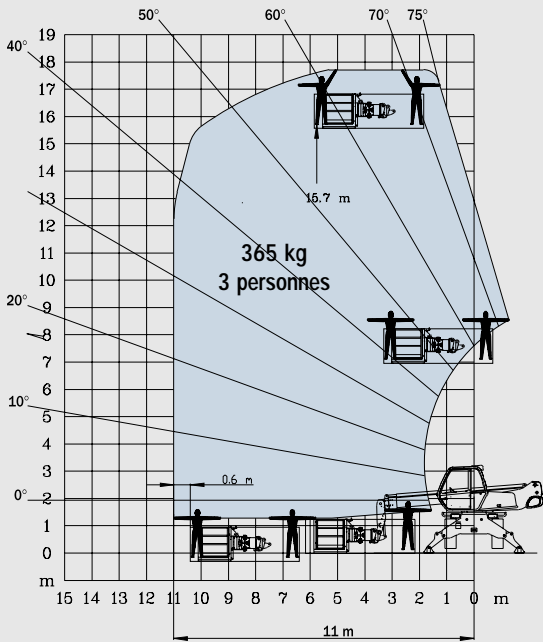
**ROTATION ON STABILISERS  
WITH JIB P 600**



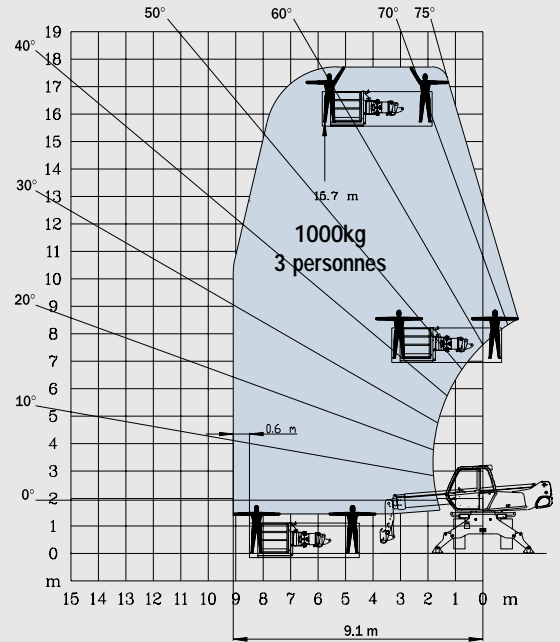
**ROTATION ON STABILISERS  
WITH JIB P 1500**



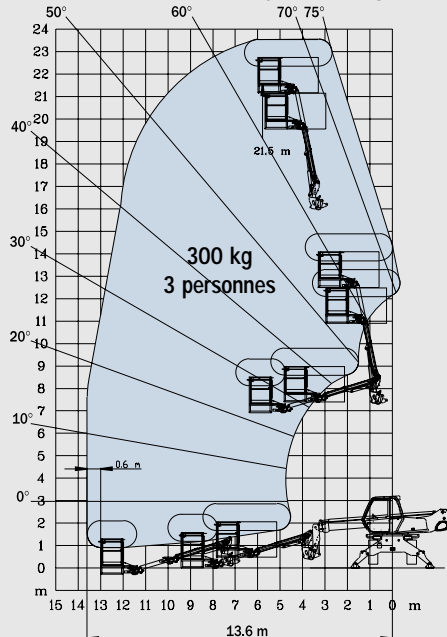
**ROTATION ON STABILISERS  
WITH EXTENSIBLE PLATFORM 2,25/4 m**



**ROTATION ON STABILISERS  
WITH 1000 KG PLATFORM 2,25/4 m**



**ROTATION ON STABILISERS  
WITH AERIAL JIB PLATFORM**



**Equipment customised  
on order**



## MRT 1635 *M Series*



**Lift capacity** (on stabilisers).....3500 kg  
at 500 mm from forks heels



**Lift height** : .....15.82 m



**Tyres**  
400/70 - 20 14 PR



**Forks** (mm)  
Length .....1200  
Width x thickness .....125 X 45



**Multidisc brakes** : hydraulically assisted on front axle  
Negative parking brake



**Engine PERKINS**  
Type .....1004.40 Turbo  
Capacity .....4 cyl. 3990 cm<sup>3</sup>  
Power (ISO/TR 14396) .....106 HP/78.5 kw  
at 2300 rpm  
Water cooling  
Direct injection



**Transmission** .....hydrostatic  
With automatic power regulation (hydraulic variable  
displacement pump and motor)  
Reversing shift .....electromagnetic  
2 speed forward and reverse  
Travel speed .....25 km/h



**Rear axle**  
Automatic rear axle locking system  
at a rotation over 15 °



**4 stabilisers**  
simultaneous or individually controlled



**Rotation through 400°**  
Turret mounted on a double slew ring



**Hydraulics**  
2 pumps gear type .....270 bars/115 l/mn



**Control** : 2 electro proportional control joysticks for all  
hydraulic movements



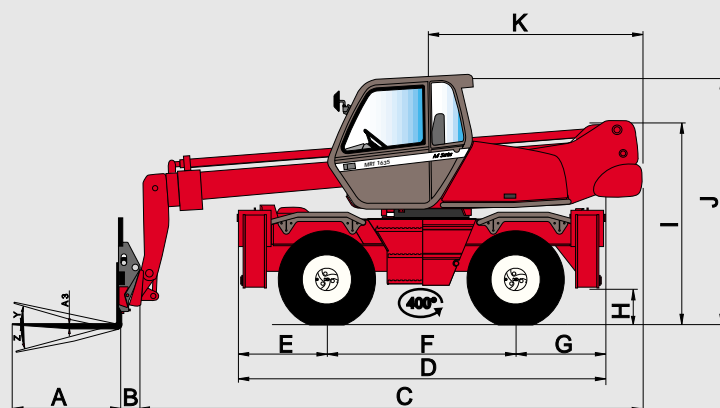
**Capacities**  
Cooling system .....15 l.  
Engine oil .....8.1 l.  
Hydraulic oil .....140 l.  
Fuel tank .....130 l.



**Weight unladen** (with forks) .....12955 kg  
**Overall width** .....2.39 m  
**Overall height** .....2.97 m  
**Overall length** .....6.08 m  
**Ground clearance** .....0.34 m  
**Drawbar pull** .....9900 daN

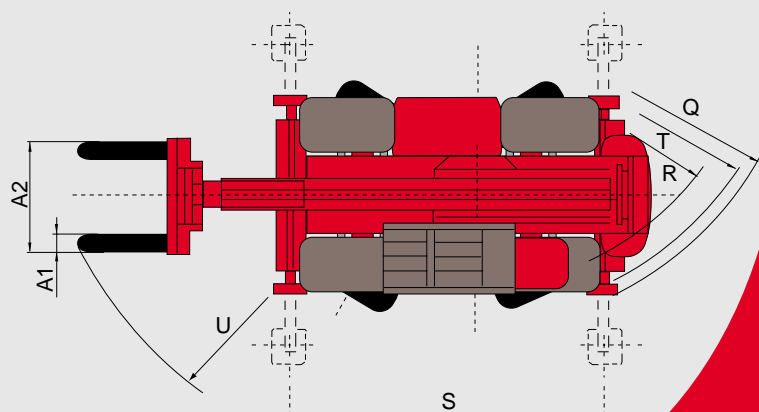
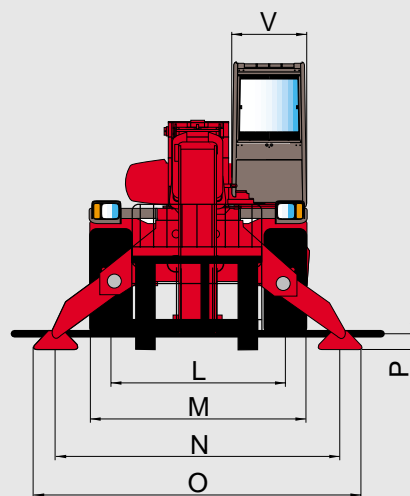


**Standard load moment indicator**  
(mobile crane standards)



A	1200
A1	125
A2	1320
A3	45
B	290
C	6075
D	4330
E	1015
F	2320
G	1015
H	340
I	2375
J	2970
K	2485
L	1930
M	2390
N	3400
O	3800
P	160
Q	3900
R	3410
S	4000
T	3600
U	5520
V	950
Y	12°
Z	105°

mm



This publication in no way constitutes an offer and the company reserves the right to alter specification without prior notice.  
The MANITOU models presented in this brochure can be supplied complete with optional equipment attachments.



444/10/2002



MANITOU B.F. S.A.  
B.P.249 - 44158 ANCENIS CEDEX - FRANCE  
TEL : 33 2 40 09 10 11  
EXPORT DEPARTMENT FAX : 33 2 40 09 10 97  
www.manitou.com